

## FINAL

Α.Σ.Ε. Δούκα **64** - **77** Περιστέρι

76% 16 / 21 FT 17 / 30 57%

36% 15 / 42 2p 24 / 44 55%

22% 6 / 27 3p 4 / 23 17%

37 22 - 15 Rb 36 - 23 59

10 Tu 15

Referees: Μπίκας - Τσολάκος

| Each Period  | 1st | 2nd | 3rd | 4th |
|--------------|-----|-----|-----|-----|
| Α.Σ.Ε. Δούκα | 22  | 12  | 17  | 13  |
| Περιστέρι    | 19  | 14  | 23  | 21  |

| End of Period | 1st | 2nd | 3rd | 4th |
|---------------|-----|-----|-----|-----|
| Α.Σ.Ε. Δούκα  | 22  | 34  | 51  | 64  |
| Περιστέρι     | 19  | 33  | 56  | 77  |



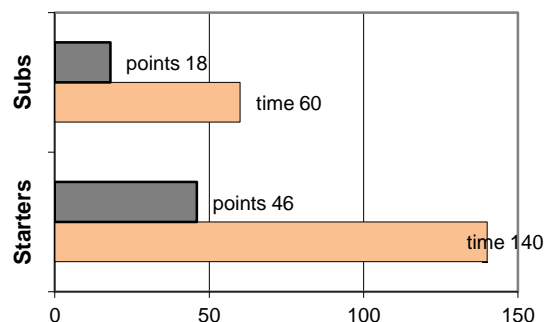
Coach: Π. Δημητρίου - Δ. Χρυσικός

Α.Σ.Ε. Δούκα

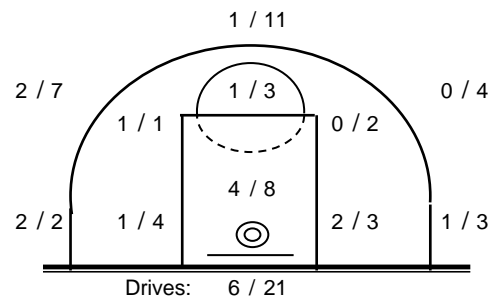
Fast Breaks 8 / 12

| # Player             | Time (min) | Points | Ft      | 2p      | 3p     | +/- | Rebs |    | As | St | Tu | Bl | Fouls |    | Rkg* |
|----------------------|------------|--------|---------|---------|--------|-----|------|----|----|----|----|----|-------|----|------|
|                      |            |        |         |         |        |     | de   | of |    |    |    |    | Wo    | Co |      |
| 4 Θεοδώρου Αγ.       | 0          | 0      | 0 / 0   | 0 / 0   | 0 / 0  | 0   | 0    | 0  | 0  | 0  | 0  | 0  | 0     | 0  | -    |
| 5 Χατζής Π.          | 16         | 4      | 2 / 2   | 1 / 3   | 0 / 1  | -5  | 4    | 3  | 0  | 0  | 0  | 0  | 2     | 4  | 8    |
| 6 Μανεισιώτης Χρ.    | 0          | 0      | 0 / 0   | 0 / 0   | 0 / 0  | 0   | 0    | 0  | 0  | 0  | 0  | 0  | 0     | 0  | -    |
| 7 Βλασσόπουλος Γ.    | 5          | 0      | 0 / 0   | 0 / 0   | 0 / 1  | -3  | 0    | 0  | 0  | 0  | 1  | 0  | 0     | 0  | -    |
| 8 Δημητρός Θ.        | 24         | 2      | 0 / 0   | 1 / 2   | 0 / 4  | -11 | 1    | 4  | 2  | 1  | 0  | 0  | 0     | 1  | 5    |
| 9 Λιακατής Β.        | 25         | 4      | 0 / 0   | 2 / 5   | 0 / 2  | -6  | 2    | 0  | 1  | 0  | 0  | 0  | 0     | 1  | 2    |
| 10 Κορκόντζελος Κ.   | 40         | 4      | 0 / 1   | 2 / 8   | 0 / 0  | -13 | 6    | 0  | 8  | 3  | 2  | 1  | 3     | 1  | 13   |
| 11 Λαγός Κ.          | 19         | 10     | 2 / 4   | 1 / 5   | 2 / 3  | -2  | 2    | 5  | 2  | 0  | 0  | 1  | 3     | 5  | 13   |
| 12 Γιαννόπουλος Αλ.  | 19         | 16     | 1 / 1   | 3 / 7   | 3 / 8  | -11 | 3    | 0  | 1  | 1  | 3  | 0  | 1     | 5  | 9    |
| 13 Καρδαράς Γ.       | 3          | 0      | 0 / 0   | 0 / 1   | 0 / 1  | -3  | 0    | 0  | 0  | 0  | 1  | 1  | 0     | 0  | -    |
| 14 Παπαχρήστος Κ.    | 40         | 24     | 11 / 13 | 5 / 11  | 1 / 6  | -13 | 3    | 3  | 0  | 3  | 1  | 0  | 6     | 2  | 19   |
| 16 Αναστασόπουλος Ι. | 9          | 0      | 0 / 0   | 0 / 0   | 0 / 1  | 2   | 1    | 0  | 1  | 1  | 0  | 0  | 0     | 4  | 2    |
| Team                 |            |        |         |         |        |     | 0    | 0  |    |    | 2  |    | 1     | 0  |      |
| 1st quarter          |            | 22     | 3 / 4   | 8 / 15  | 1 / 5  |     | 7    | 7  | 6  | 3  | 4  | 1  | 4     | 5  | 30   |
| 2nd quarter          |            | 12     | 5 / 9   | 2 / 7   | 1 / 8  |     | 7    | 2  | 4  | 2  | 2  | 1  | 5     | 7  | 10   |
| 3rd quarter          |            | 17     | 3 / 3   | 1 / 9   | 4 / 9  |     | 3    | 3  | 4  | 3  | 0  | 1  | 3     | 5  | 18   |
| 4th quarter          |            | 13     | 5 / 5   | 4 / 11  | 0 / 5  |     | 5    | 3  | 1  | 1  | 4  | 0  | 4     | 6  | 7    |
| Final Stats          | 200        | 64     | 16 / 21 | 15 / 42 | 6 / 27 | -65 | 22   | 15 | 15 | 9  | 10 | 3  | 16    | 23 | 65   |
|                      |            |        | 76%     | 36%     | 22%    |     | 37   |    |    |    |    |    |       |    |      |

Starters- Subs ratio




Shot Chart



\*Ranking= Pts+Rebs+As+St+B-Mished Shots-Tu (Time Played&gt;7min.)

## Offense Analysis

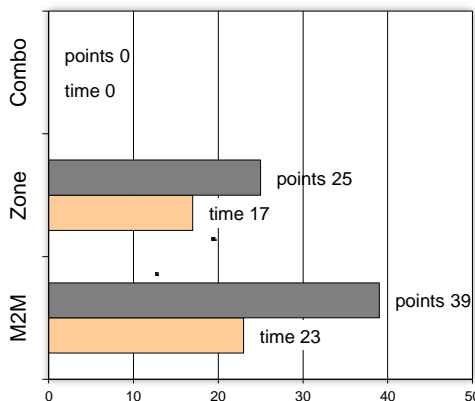
### Play performance:



### Against Defense Types:

### Turnovers:

### Fast breaks:



Έγιναν 10 λάθη  
2 ήταν χρονικές υπερβάσεις,  
0 ήταν παραβάσεις γραμμών,  
7 ήταν λάθη κατοχής και  
1 ήταν βήματα ή μεταφορά.

Επετεύχθησαν 8 αιφνιδιασμοί  
4 ήταν πρωτεύοντες  
0 ήταν δευτερεύοντες  
4 προήλθαν από λάθος  
 του αντιπάλου

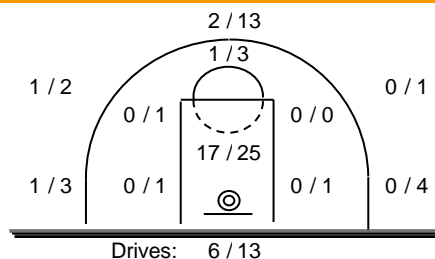
Πραγματοποιήθηκαν συνολικά 87 επιθέσεις, με απόδοση 0.74  
 έναντι 95 επιθέσεων των αντιπάλων.

## Defense Analysis

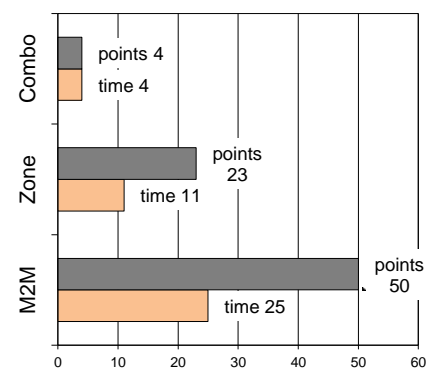
### Περιστήρι

|    |                  |       |
|----|------------------|-------|
| 4  | Παρδακίδης Π.    | 0     |
| 5  | Λειβαδίτης Σ.    | 0     |
| 6  | Μανιάς Ηλ.       | 10    |
| 7  | Κακαβούλας Αθ.   | 15 -3 |
| 8  | Αγνόγλου Κ.      | 0     |
| 9  | Σελούλης Σ.      | 5 -1  |
| 10 | Παπανδρέου Ν.    | 2     |
| 11 | Τερζής Ε.        | 2     |
| 12 | Τόλα Τ.          | 40    |
| 17 | Γρηγορόπουλος Α. | 3     |
| 18 | Ασλάν Π.         | 0     |
| 19 | Στουρνάρας Κ.    | 0     |

### Opponent's shot chart

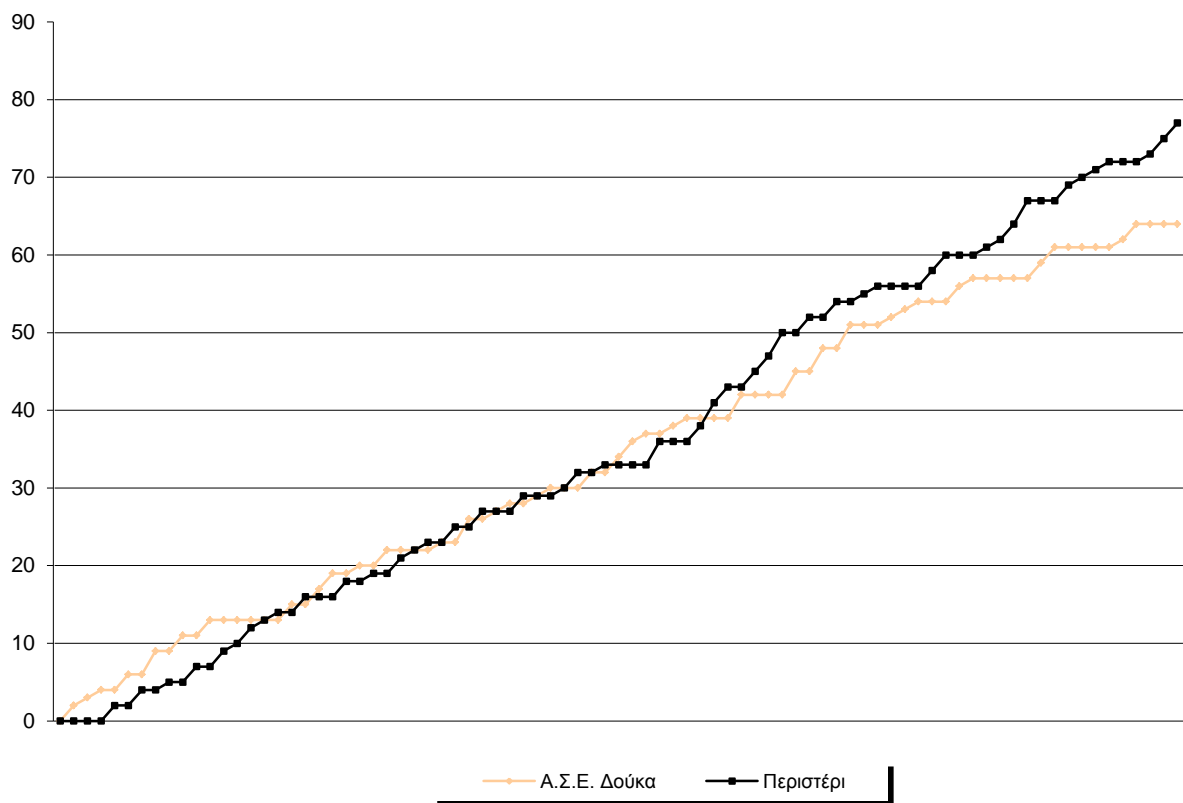


### Defense Types Performance

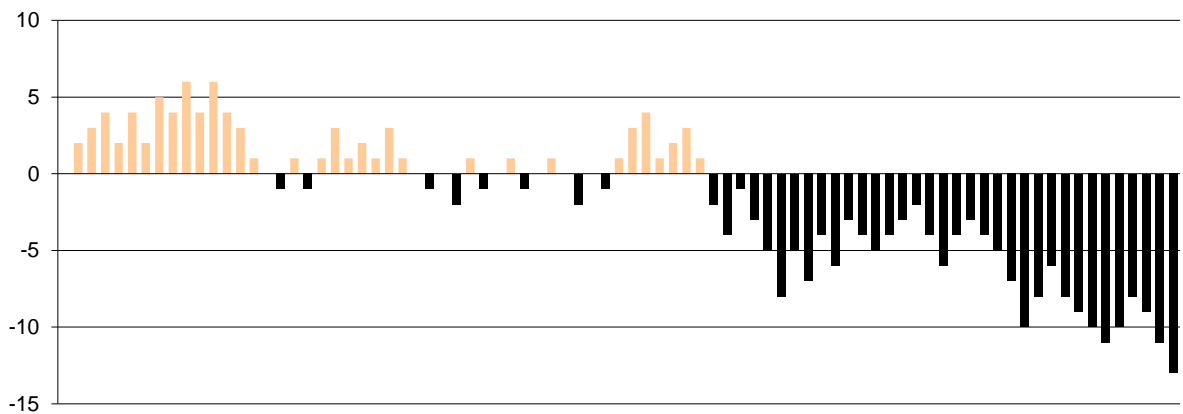


## Graphic Stats

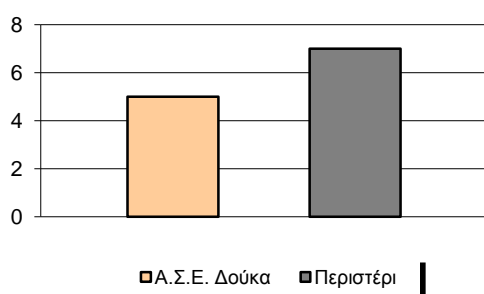
### Score Evolution



### Score Difference



### Largest Scoring Run



### Notes